

CATERING SINK AND CUPBOARD UNITS

SDS heavy duty catering sink and cupboard units are manufactured from 1.5mm thick 304 grade stainless steel throughout.

All standard units are manufactured in one piece with no on site assembly required, and are supplied with 2 tap holes at 180mm centres behind each bowl, 38mm (1½" BSP) waste/overflow fittings, hinged lockable doors incorporating high quality flush fitting lift and turn locks, an internal shelf and side panels.



1



2




5



3



4

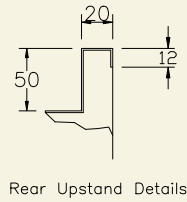
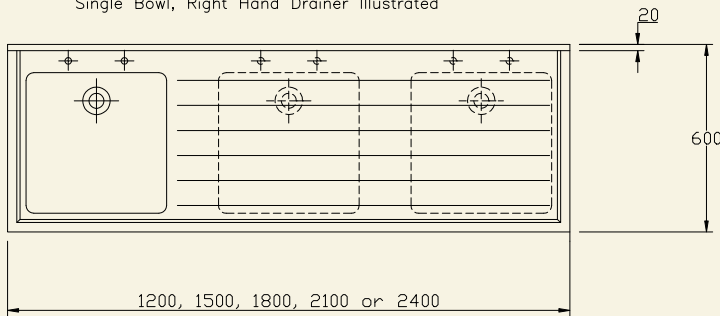


6

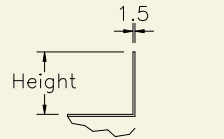
7

Non Standard Sizes By Request

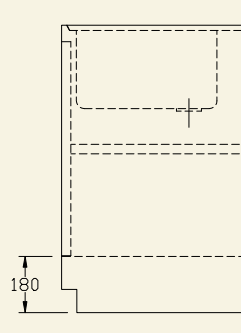
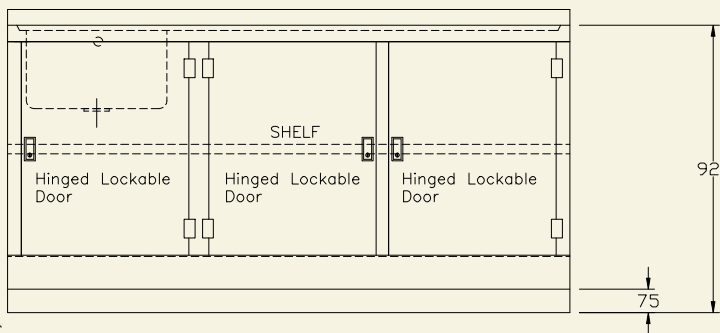
Single Bowl, Right Hand Drainer Illustrated



Rear Upstand Details



Alternative Rear Upstand



CC

PRODUCT DESCRIPTION

Catering Sink and Cupboard Units, Bowl Size 450x450x250mm

ORDERING CODE

1200x600mm with 2 doors, single bowl and left hand drainer	CC1200SBL
1200x600mm with 2 doors, single bowl and right hand drainer	CC1200SBR
1200x600mm with 2 doors, single bowl and double drainers	CC1200SBD
1500x600mm with 3 doors, single bowl and left hand drainer	CC1500SBL
1500x600mm with 3 doors, single bowl and right hand drainer	CC1500SBR
1500x600mm with 3 doors, single bowl and double drainers	CC1500SBD
1500x600mm with 3 doors, double bowls and left hand drainer	CC1500DBL
1500x600mm with 3 doors, double bowls and right hand drainer	CC1500DBR
1500x600mm with 3 doors, double bowls and double drainers	CC1500DBD
1800x600mm with 3 doors, single bowl and left hand drainer	CC1800SBL
1800x600mm with 3 doors, single bowl and right hand drainer	CC1800SBR
1800x600mm with 3 doors, single bowl and double drainers	CC1800SBD
1800x600mm with 3 doors, double bowls and left hand drainer	CC1800DBL
1800x600mm with 3 doors, double bowls and right hand drainer	CC1800DBR
1800x600mm with 3 doors, double bowls and double drainers	CC1800DBD
2400x600mm with 4 doors, double bowls and left hand drainer	CC2400DBL
2400x600mm with 4 doors, double bowls and right hand drainer	CC2400DBR
2400x600mm with 4 doors, double bowls and double drainers	CC2400DBD

Catering Cupboard Units, No Bowl

ORDERING CODE

1200x600mm with 2 doors	CC1200
1500x600mm with 3 doors	CC1500
1800x600mm with 3 doors	CC1800
2100x600mm with 4 doors	CC2100
2400x600mm with 4 doors	CC2400

Options

- Special size units
- Service holes
- Sliding doors
- Strainer waste fittings
- Drawers
- Vulcathene waste fittings
- Back panels
- 316 Grade Stainless Steel
- Fixed front panels

1 Catering Sink and Cupboard Unit with Double Bowls

2 Catering Sink and Cupboard Unit

3 Catering Sink and Cupboard Unit with Large Bowl

4 Catering Sink and Cupboard Unit with Sliding Doors

5 Catering Sink and Cupboard Unit with Drawers and Doors

6 Lift and Turn Lock

7 Hinge

catering